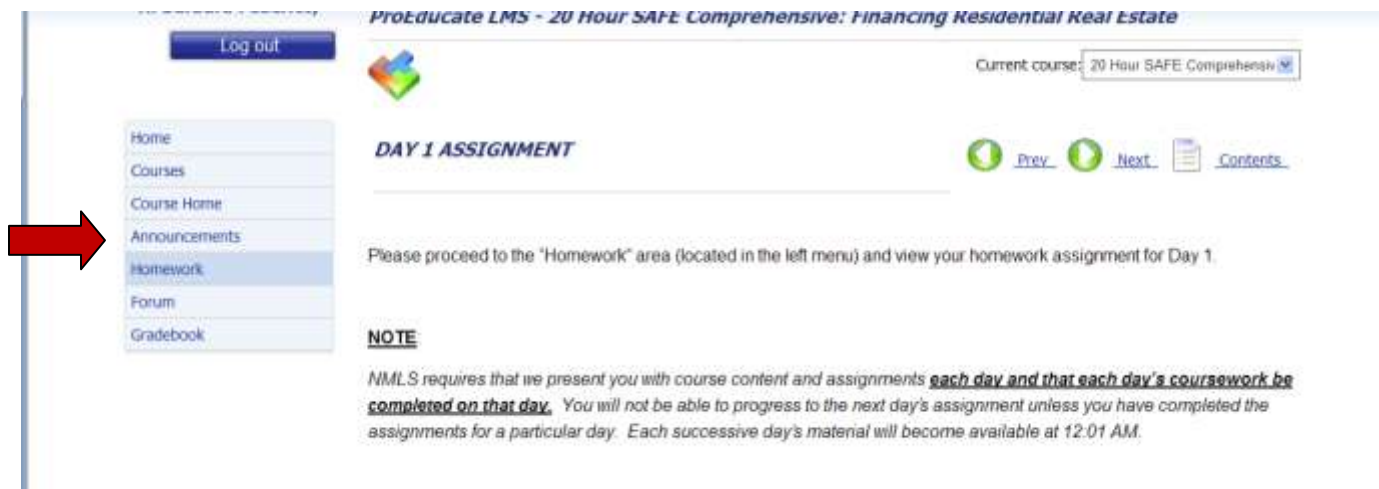


****Click your browser's back button to return to your course. Closing (x) will log you out of course.**

Homework Instructions

1. Click on the "homework" button in the left-hand column:



ProEducate LMS - 20 Hour SAFE Comprehensive: Financing Residential Real Estate

Log out

Current course: 20 Hour SAFE Comprehensive

DAY 1 ASSIGNMENT

Home Courses Course Home Announcements **Homework** Forum Gradebook

Prev Next Contents

Please proceed to the "Homework" area (located in the left menu) and view your homework assignment for Day 1.

NOTE

NMLS requires that we present you with course content and assignments **each day and that each day's coursework be completed on that day.** You will not be able to progress to the next day's assignment unless you have completed the assignments for a particular day. Each successive day's material will become available at 12:01 AM.

2. Click on the link for the day's assignment (Day 1 used in example):



Log out

Current course: 20 Hour SAFE Comprehensive

HOMEWORK

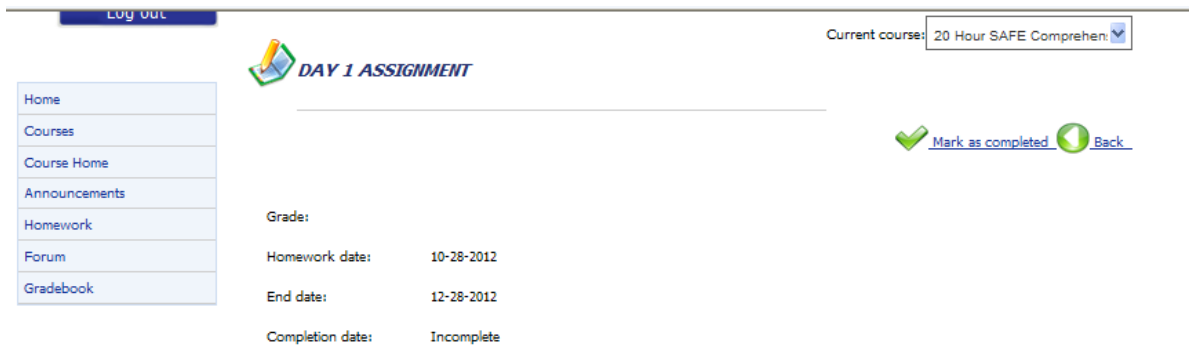
Show homeworks All

#	Homework	Grade	Date	End date	Description
1	Day 1 Assignment		10-28-2012	12-28-2012	Your response should be submitted no later than 5 PM on day two of the course.
2	<input type="checkbox"/> Day 10 Assignment		10-28-2012	12-28-2012	Your response should be submitted no later than 5 PM on day eleven of the course.
3	<input type="checkbox"/> Day 2 Assignment		10-28-2012	12-28-2012	Your response should be submitted no later than 5 PM on day three of the course.
4	<input type="checkbox"/> Day 3 Assignment		10-28-2012	12-28-2012	Your response should be submitted no later than 5 PM on day four of the course.
5	<input type="checkbox"/> Day 4 Assignment		10-28-2012	12-28-2012	Your response should be submitted no later than 5 PM on day seven of the course.

Your response should be submitted no later than 5 PM on

****Click your browser's back button to return to your course. Closing (x) will log you out of course.**

3. You will be presented with a question. Below the question will be a text box that will allow you to type in your response.



Log out

Current course: 20 Hour SAFE Comprehen

DAY 1 ASSIGNMENT

Home
Courses
Course Home
Announcements
Homework
Forum
Gradebook

Grade:
Homework date: 10-28-2012
End date: 12-28-2012
Completion date: Incomplete

Mark as completed Back



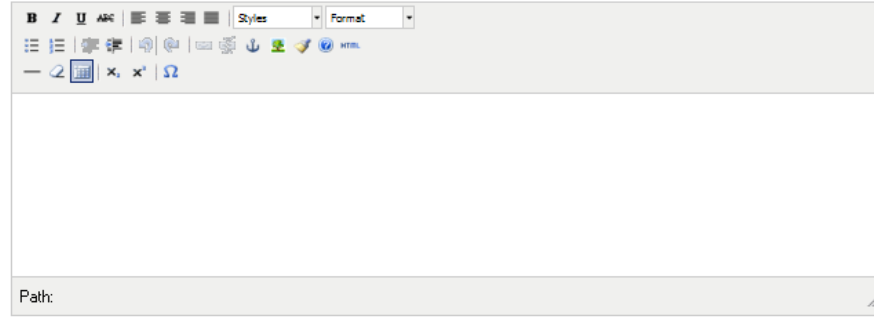
Please answer the following:

1. Explain the relationship between the primary and secondary market and the role each plays.
2. Give a detailed explanation of what caused Fannie Mae and Freddie Mac to be placed in conservatorship.

Your response should be submitted no later than 5 PM on day two of the course.



Write text:



Path: [Readmore \(start\)](#)

****Click your browser's back button to return to your course. Closing (x) will log you out of course.**

- Once you have typed your response in the text box, press the “marked as completed” button in the upper-right of the page.



- Your response will then be reviewed by the instructor. A green checkmark with a yellow clock will indicate that you have completed the assignment and you are awaiting teacher's review.

Current course:

 **HOMEWORK**

Show homeworks

#	Homework	Grade	Date	End date	Description
1	<input type="checkbox"/> Day 3 Assignment		10-07-2012	10-09-2012	Your response should be emailed no later than 5 PM on day four of the course.
2	<input type="checkbox"/> Day 2 Assignment		10-06-2012	10-08-2012	Your response should be emailed no later than 5 PM on day three of the course.
3	<input type="checkbox"/> Day 1 Assignment		10-05-2012	10-07-2012	Your response should be emailed no later than 5 PM on day two of the course.

A red arrow points to the 'Day 1 Assignment' row, which has a green checkmark and a yellow clock icon. A tooltip below it says 'Awaiting teacher's review'.

- Once you have completed the assignment for the day, you can return to your lesson (press the “course home” button) and continue with the course.

****Click your browser's back button to return to your course. Closing (x) will log you out of course.**

7. All reviewed assignments will be marked with a green checkmark and grade within the homework area. You can click on the assignment link to view any instructor comments regarding the assignment.



The screenshot displays a course management interface. On the left is a navigation menu with links for Home, Courses, Course Home, Announcements, Homework, Forum, and Gradebook. The main content area is titled 'HOMEWORK' and features a 'Show homeworks' dropdown menu set to 'All'. Below this is a table with the following data:

#	Homework	Grade	Date	End date	Description
1	Day 1 Assignment	Excellent	10-28-2012	12-28-2012	Your response should be submitted no later than 5 PM on day two of the course.
2	Day 10 Assignment		10-28-2012	12-28-2012	Your response should be submitted no later than 5 PM on day eleven of the course.
3	Day 2 Assignment		10-28-2012	12-28-2012	Your response should be submitted no later than 5 PM on day three of the course.
4	Day 3 Assignment		10-28-2012	12-28-2012	Your response should be submitted no later than 5 PM on day four of the course.